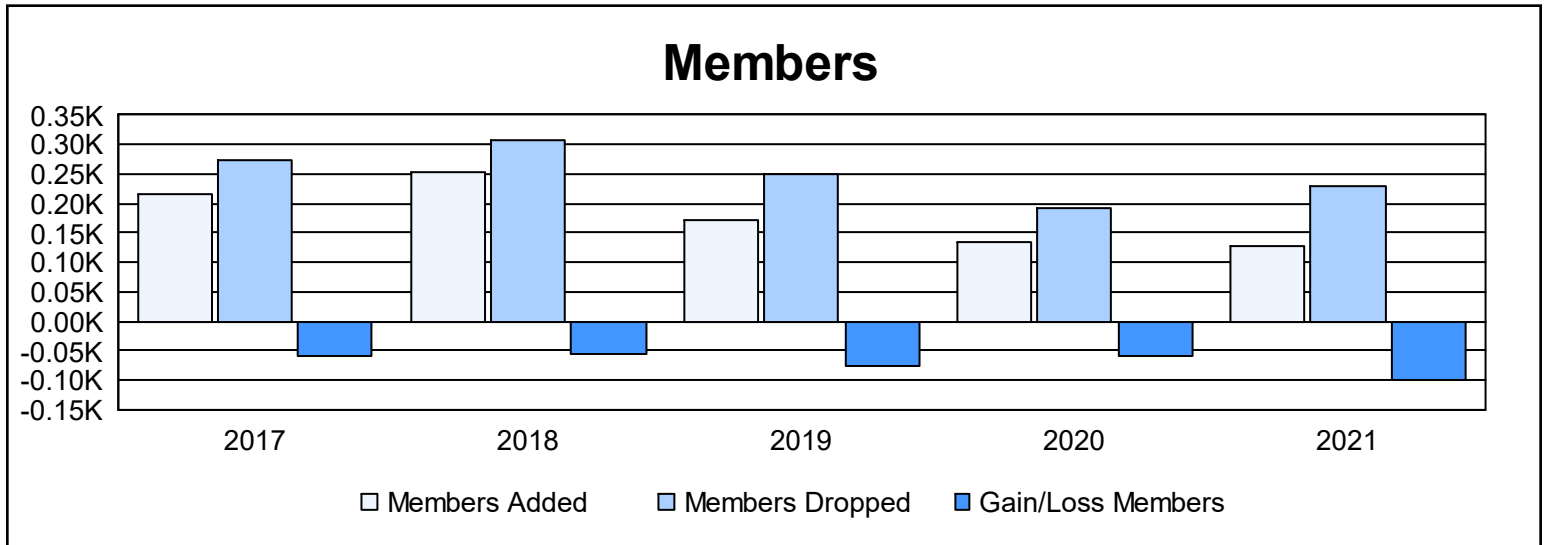
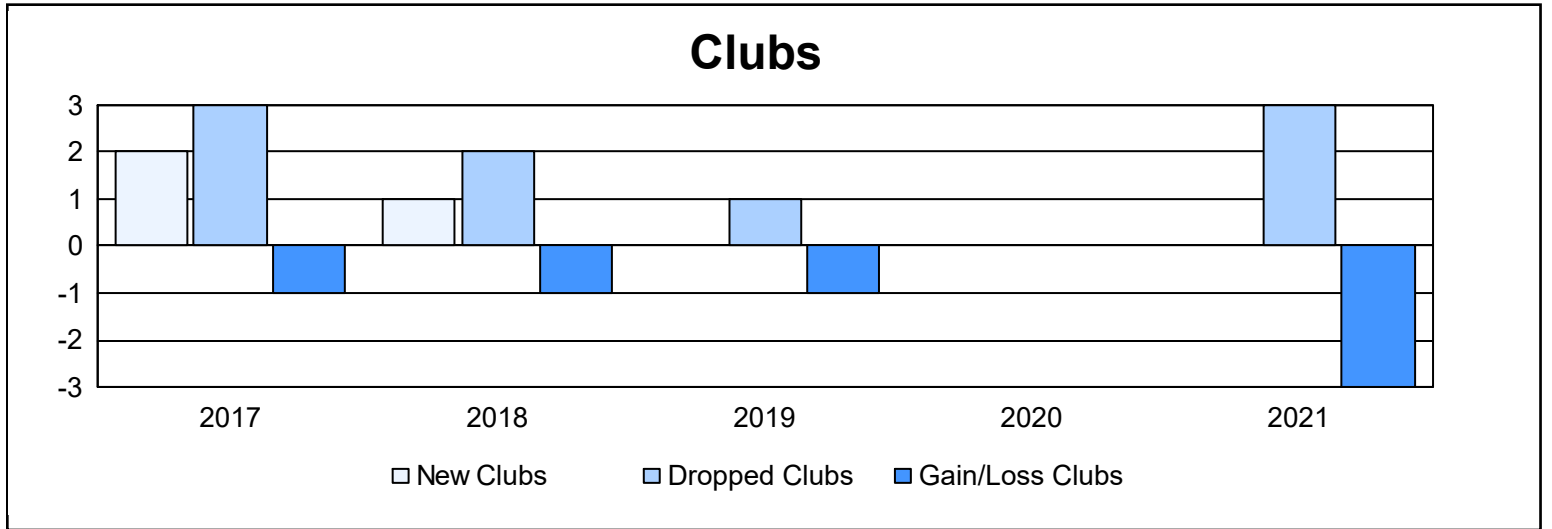
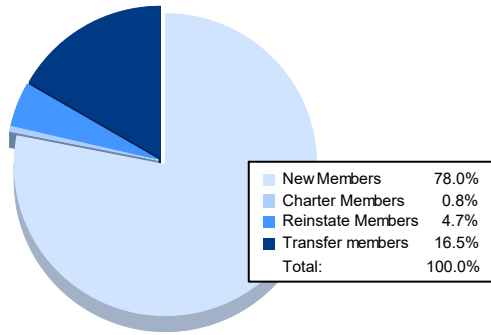


| Year | New Clubs | Dropped Clubs | Gain/ Loss Clubs | New Members | Charter Members | Reinstate Members | Transfer Members | Total Member Added | Total Members Dropped | Gain/ Loss Members |
|----------------|-----------|---------------|------------------|-------------|-----------------|-------------------|------------------|--------------------|-----------------------|--------------------|
| 2016-2017 | 2 | 3 | -1 | 150 | 48 | 5 | 12 | 215 | 274 | -59 |
| 2017-2018 | 1 | 2 | -1 | 194 | 36 | 6 | 17 | 253 | 308 | -55 |
| 2018-2019 | 0 | 1 | -1 | 143 | 6 | 11 | 13 | 173 | 249 | -76 |
| 2019-2020 | 0 | 0 | 0 | 117 | 1 | 8 | 8 | 134 | 192 | -58 |
| 2020-2021 | 0 | 3 | -3 | 99 | 1 | 6 | 21 | 127 | 228 | -101 |
| Average | 1 | 2 | -1 | 141 | 18 | 7 | 14 | 180 | 250 | -70 |



Membership Composition June 2021 Cumulative



Gender Composition June 2021 Cumulative

